


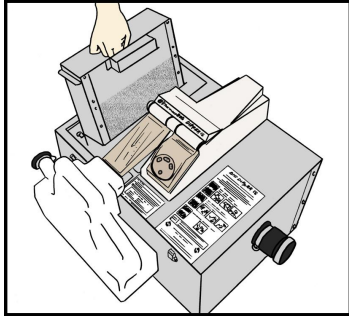


Maintaining a Big Dipper® Automatic Grease Removal Device

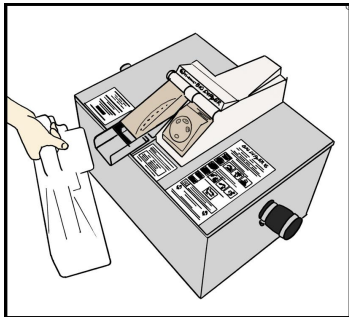
A guide from Thermaco®

1 Daily Maintenance

1. Empty strainer basket




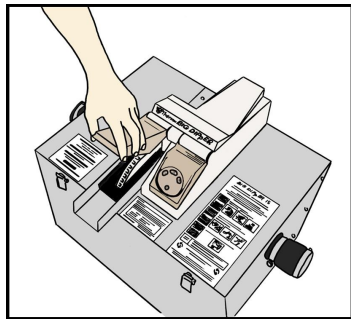


2. Check grease collector and empty if needed



2 Weekly Maintenance

1. Clean Wiper Blade Assembly and Grease Trough



Tip

Do not throw away your wiper blade assembly.

After cleaning it, place it back in the grease trough, fitting snugly around the skimming wheel.

③ Quarterly / Semi-Annual Maintenance

1. Vacuum out contents of tank, making sure to remove fine sediment at bottom. Wipe off heater assembly.



Tip

Fill the tank up with water before powering the electrical assembly.

Failure to do so could be harmful to the components.